
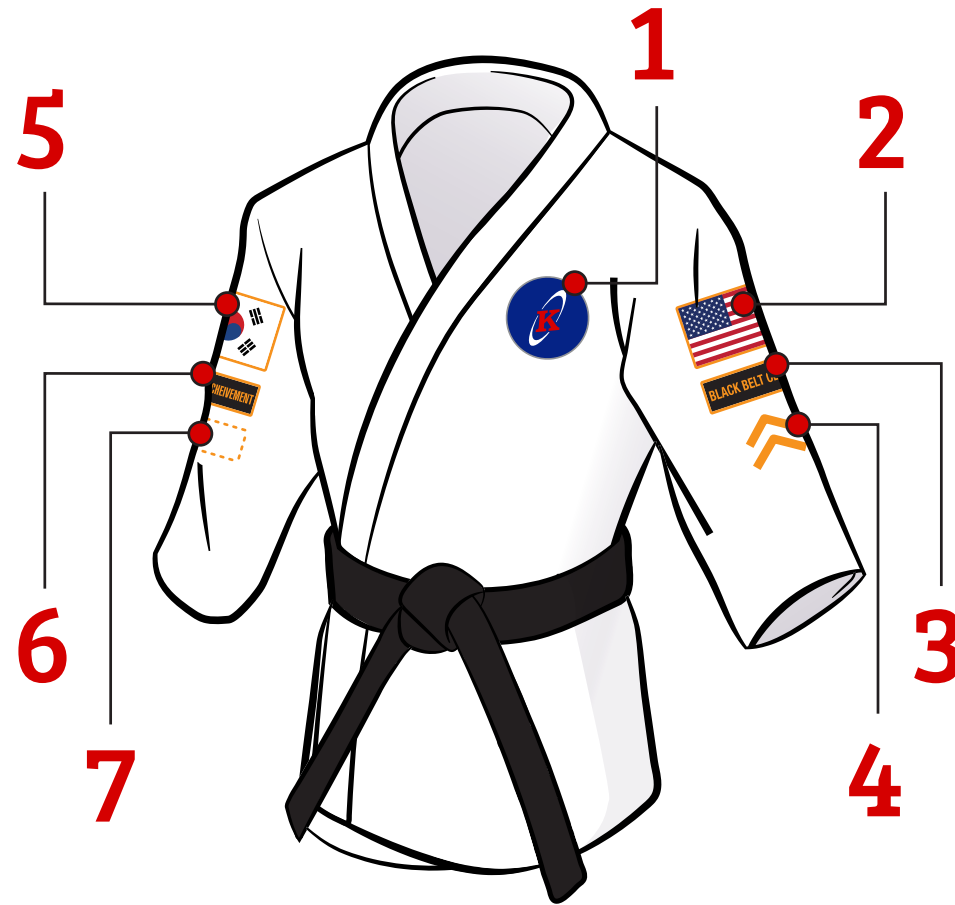


UNIFORM GUIDE

MEASUREMENTS DIAGRAM




PATCH LOCATIONS



- 1** Kicks Karate Patch
(Left side chest)
- 2** American Flag Patch
(centered approx. 1.5" to 2" below seam)
- 3** Black Belt Club Patch
(centered approx. .5" below American Flag)
- 4** Chevron Patches
(centered approx. .5" below Black Belt Patch)
- 5** Korean Flag Patch
(centered approx. 1.5" to 2" below seam)
- 6** Academic Achievement Patch
(centered approx. .5" below Korean Flag)
- 7** Miscellaneous Patches
(centered approx. .5" below Academic Achievement Patch)

PATCH GUIDE



UNIFORM COMBINATIONS



The logo features a white swoosh that starts on the left, loops around the top and right, and ends on the left, framing the text. The word "KICKS" is in a bold, red, italicized sans-serif font. The word "karate" is in a white, italicized serif font. Below the main text, the words "Uniform Guide" are written in a smaller, grey, sans-serif font.

KICKS *karate*

Uniform Guide